

# Cut'n'Paste – Staff Training

## **CUT'N'PASTE™** THE ORIGINAL SAFE WEEDKILLER GEL FOR **SHRUB & TREE WEEDS™**



**Important: Read front and back labels before use**

**CONVENIENT AND TARGETED FOR SHRUB AND TREE WEEDS  
NO SPRAY - PASTE AND WASTE YOUR STUMPS AWAY**

NZ Owned & Made

Contents 450ml

**Directions:** Make a horizontal cut through your tree or shrub very close to the base. Immediately apply a thick layer of gel as in the photo. The gel will soon be drawn into the plant's root system and seals the cut. Most plants will show no regrowth. Any regrowth should simply be retreated. For gorse and other more highly coppicing plants such as Chinese privet, use Bamboo Buster. For herbaceous weeds use Paste and Waste leaf gel. For detailed instructions and videos for specific weeds visit [www.cutnpaste.co.nz](http://www.cutnpaste.co.nz) or email [info@cutnpaste.co.nz](mailto:info@cutnpaste.co.nz)

### **HANDLING, PRECAUTIONS AND EQUIPMENT CARE**

The gel won't travel through soil to affect untreated plants. It's sensible to use disposable gloves when applying. Avoid using on rainy days to reduce the risk of runoff. Clean the brush top after use to remove gel and plant debris and replace the cap. The empty container can be recycled.

Cut'n'Paste is ideal for weeds in reveg plantings, riparian areas, close to sensitive plants etc. No need to spray and risk your health or your other plants.

**Do not apply on or around food intended for humans or animals.**

### **STORAGE**

In the closed original container in a cool dark place away from children, pets, foodstuffs, seeds, fertilizer and pesticides. Kept as recommended the gel should show no deterioration for two years from the date of manufacture (DOM).

### **ACTIVE INGREDIENT**

Glyphosate IPA CAS 38641-94-0  
EPA approval HSR100736  
Hazard rating 9.1D  
(Not dangerous goods)

### **FIRST AID MEASURES**

Skin and clothes contact - wash thoroughly. Ingestion: Dilute with several glasses of water. DO NOT induce vomiting. For advice ring 0800 764 766 National Poisons Centre. Eye Contact: Hold eyelids apart and flush with running water for at least 15 minutes. Seek medical advice if irritation occurs.

**HARD ON YOUR WEEDS!  
KIND TO OUR ENVIRONMENT**



**CUT'N'PASTE™** is a Trademark of  
Landman Ltd Registered Company 2406253  
16 Hobson Terrace Waiheke Island 1081 NZ



9 413000 008197 >

Developed for you by a  
Park Ranger who served  
as a Biosecurity Officer  
on Waiheke Island.

Andy knows all about  
weeds; he has worked  
in conservation since  
1988 and cares about  
our environment.

Andy developed  
**CUT'N'PASTE™**  
products to minimise the  
adverse affects of weed  
control on spray conscious  
Waiheke Island.

As used by the  
Department of  
Conservation and  
Councils throughout  
New Zealand.

*"We do not inherit the earth  
from our ancestors. We borrow  
it from our children." NA Indian*

Andy Spence Bsc Hons



*Directions:* Make a horizontal cut through your tree or shrub very close to the base. Immediately apply a thick layer of gel as in the photo. The gel will soon be drawn into the plant's root system and seals the cut. Most plants will show no regrowth. Any regrowth should simple be retreated. For gorse and other more highly coppicing plants such as Chinese privet, use Bamboo Buster. For herbaceous weeds use Paste and Waste leaf gel. For detailed instructions and videos for specific weeds visit [www.cutnpaste.co.nz](http://www.cutnpaste.co.nz) or email [info@cutnpaste.co.nz](mailto:info@cutnpaste.co.nz)

## **HANDLING, PRECAUTIONS AND EQUIPMENT CARE**

The gel won't travel through soil to affect untreated plants. It's sensible to use disposable gloves when applying. Avoid using on rainy days to reduce the risk of runoff. Clean the brush top after use to remove gel and plant debris and replace the cap. The empty container can be recycled.

Cut'n'Paste is ideal for weeds in reveg plantings, riparian areas, close to sensitive plants etc. No need to spray and risk your health or your other plants.

**Do not apply on or around food intended for humans or animals.**

## **ACTIVE INGREDIENT**

Glyphosate IPA CAS 38641-94-0

EPA approval HSR100736

Hazard rating 9.1D

(Not dangerous goods)



# CUT'N'PASTE<sup>®</sup>



## *The Lawn Raider*

25g/L glyphosate  
(Roudup Gel 7g/L)

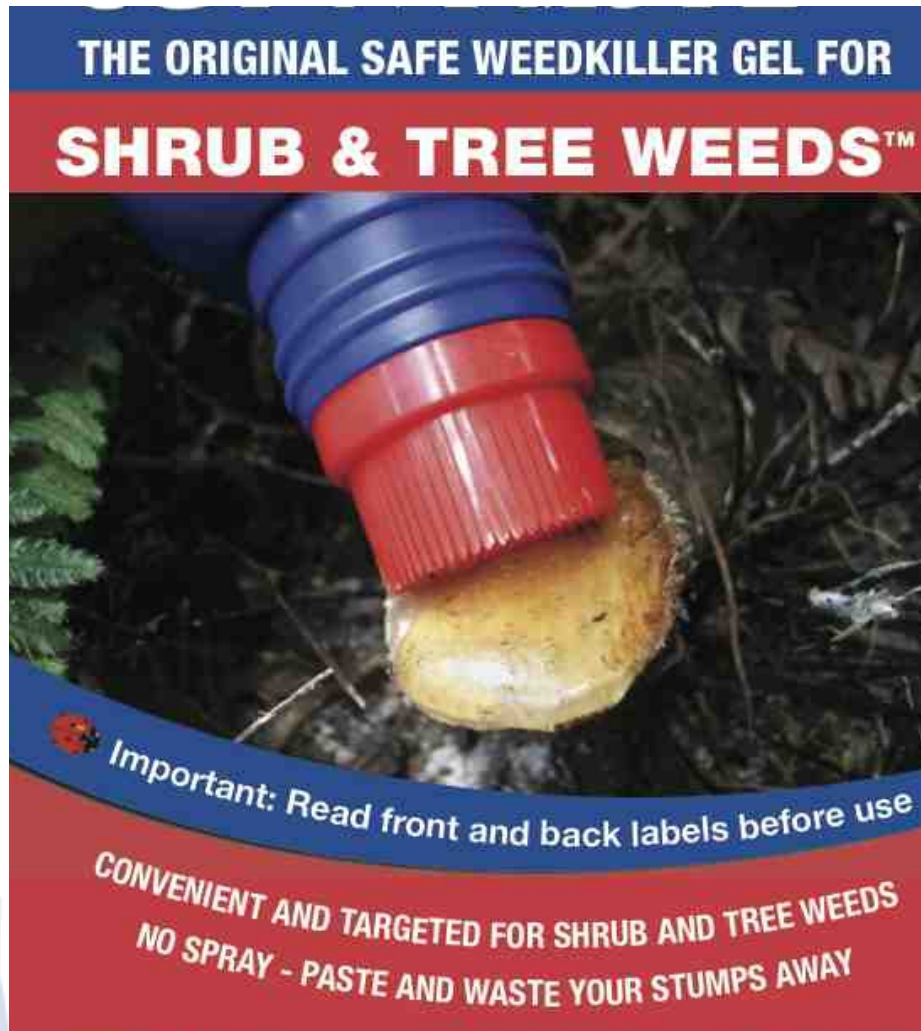
For any broadleaf and grass  
weeds in your lawn

Don't use on rainy days

Just a bead of the blue gel in  
the centre of the weed. Or  
for grasses applied sparingly  
along the blade

Plants wither away in a  
couple of weeks

# CUT'N'PASTE<sup>®</sup>



## *Shrub & tree*

120g/L glyphosate

Cut a level stump close to the ground

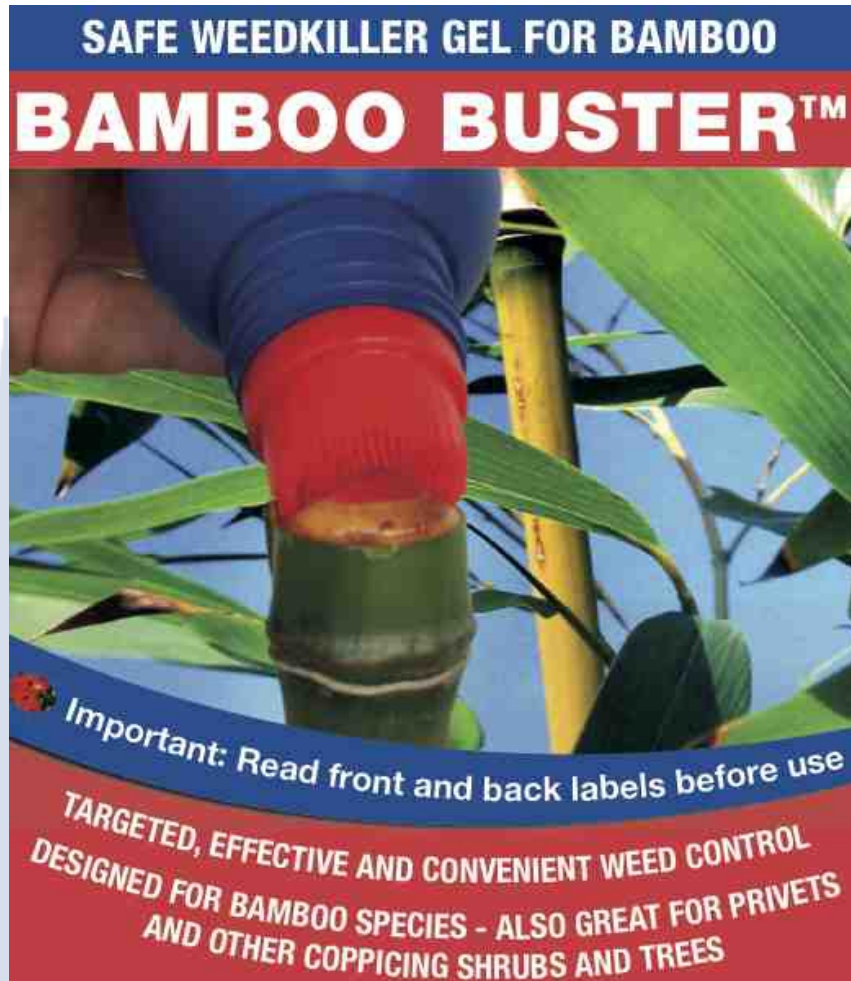
Immediately apply a 3mm layer of gel onto the ***freshly*** cut stump

Treat any exposed roots

Kills down to the roots

Plants simply don't regrow

# CUT'N'PASTE<sup>®</sup>



*Bamboo & toughies*

240g/L glyphosate

Also great for Chinese privet  
and highly coppicing shrubs

Saw off stumps close to the  
ground just above a node

Immediately apply a thick  
layer of gel onto the ***freshly***  
cut stump

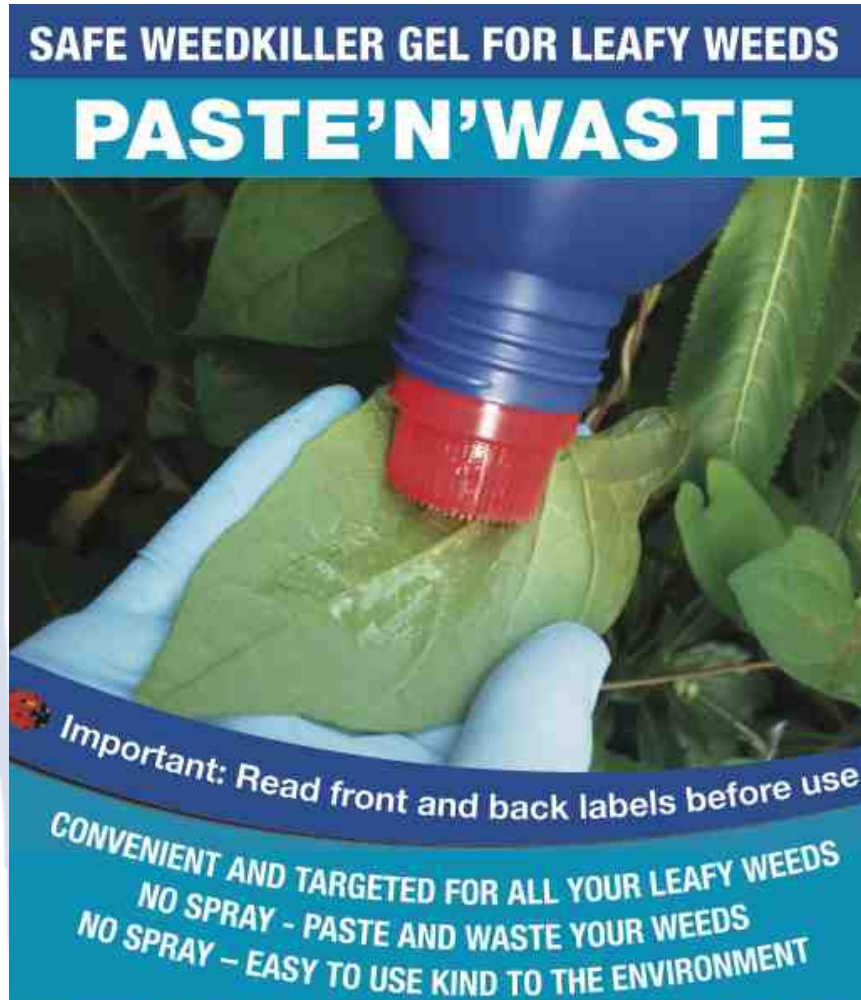
Treat any exposed roots

Kills down to the roots

Plants simply don't regrow



# CUT'N'PASTE<sup>®</sup>



*For leafy weeds*  
120g/L glyphosate  
(Roundup gel 7g/L) A  
thinner gel. Smear this gel  
onto the *underside* of a  
*few* young leaves of the  
leafy weed. Allow up to 4  
weeks for the weeds to  
just wither away Ideal for  
any size of leafy weed  
Ginger, Inkweed  
Convolvulus etc.



# CUT'N'PASTE®

- Targeted
- Convenient
- Safe & Easy
- No Spraying
- No preparation
- Inactivated in the soil
- Very low toxicity to animals
- Kills all normal weeds & grasses
- Best value for money
- NZ owned, from Waiheke Island



# *CUT'N'PASTE*®

## **Advantages of weed gels**

- No damage to your other treasured plants
- No spray to drift onto the neighbour's property
- No bare earth so grass cover is maintained and weed regrowth is suppressed
- **Only** the bad guys die, no retreatment needed
- The Good guys can then flourish
- Ideal near rivers and ponds
- **Very** low toxicity Glyphosate active ingredient

# *CUT'N'PASTE*®

## **WHAT WILL CUT'N'PASTE GELS KILL**

- You name it *CUT'N'PASTE*® will claim it
- Big trees, little weeds, vines & grasses, bamboo
- Gorse, privet, pampass, kikuyu, bindweed.....
- Weeds that get under the house
- Weeds that you just can't get rid of
- Weeds that annoy the hell out of you

# *CUT'N'PASTE*®

- Kills invasive weeds amongst other plants -  
in Flower beds, Rockeries, Lawns, Hedges,  
Stream Banks, Bush Blocks, Plantings
- Kills all those weeds that resprout when you  
cut them down, trees as well
- Kills targeted weeds right next to sensitive  
plants like roses without harming them.
- Gorse? no digging out roots, just *CUT'N'PASTE*  
®
- No spraying, just *CUT'N'PASTE*®



# Some Pointers about Application

Apply Gel IMMEDIATELY (within a few seconds) to stumps to be most effective.

Paste'n'Waste should be applied to the **UNDERSIDE** of leaves. The underside of leaves absorb much better.

Vines like Jasmine should be gathered into a bunch, tied with two ties, cut and both ends of the bunch treated with paste.

Also apply to any exposed roots of the shrub or tree after scaping off the bark

# *CUT'N'PASTE*®

## **WHO USES *CUT'N'PASTE*® ?**

- Home owners, gardeners and landscapers
- Parks Contractors amongst plantings etc.
- DoC and Councils for weed control and conservation work
- Line maintenance crews to stop tree regrowth
- Golf Courses and Vineyards
- Farmers for their riparian and bush blocks

# Quizz Question 1

What is the active ingredient  
in Cut'n'Paste Weed Gels?

# Quizz Question 2

How many g/L of active ingredient are there in

Lawn Raider,

Roundup Gel,

Paste'n'Waste,

Shrub and Tree and

Bamboo Buster?



# Quizz Question 3

When wouldn't you use Lawn Raider?

# Quizz Question 4

What would you recommend  
Bamboo Buster for?

# Quizz Question 5

Which gel is thinner and why?

# Quizz Question 6

What is the toxicity rating of  
Cut'n'Paste products?

Do they count as dangerous  
goods?



## Quizz Question 7

How soon after cutting should the gels be applied?

## Quizz Question 8

When using on leafy weeds –  
Where should the gel be applied?

# Answers

1. Glyphosate IPA salt 9.1D toxicity rating
2. Lawn Raider 25g/L Roundup Gel 7g/L  
Bamboo Buster 240g/L the others 120g/L
3. On rainy days
4. Bamboo and heavily coppicing shrubs
5. Paste'n'Waste so it spreads better on leaves
6. 9.1D not dangerous goods
7. Immediately
8. To the underside of leaves

*CUT'N'PASTE*®

Thank you

For taking the time to learn  
about these great  
NZ products